



## Ciprofloxacin 250mg/5ml oral suspension preparation guide



**Step 1:** Remove both items from the box:


1. Solvent
2. Ciprofloxacin granules



**Step 2:** Read the patient information leaflet (PIL) inside the box. Find the section entitled 'Preparing and taking the suspension'.



**Step 3:** Pour the entire contents of bottle 2 (ciprofloxacin granules) into bottle 1 (solvent). Ensure that bottle 2 is empty.



**Step 4:** Replace the lid of bottle 1 and ensure that it is closed tightly. Shake the bottle for 15 seconds. **Always** shake the bottle before giving a dose.



**Step 5:** Use the measuring spoon provided to give the medication. One 5ml spoonful contains a dose of 250mg.



If a different dose is required, a bung and oral syringe will be provided to help withdraw the required amount.

**Paediatric pharmacy team: 020 3312 6046**

Published: December 2014

Review date: December 2017

Reference no: 2519

© Imperial College Healthcare NHS Trust